

# Brass Tees

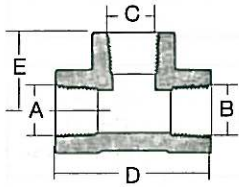


Fig. 1

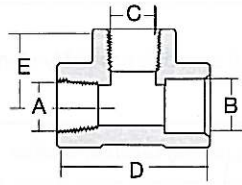


Fig. 2

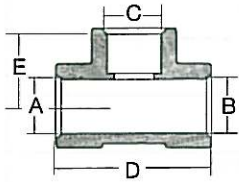


Fig. 3

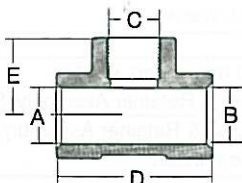


Fig. 4

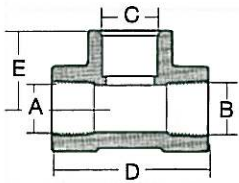


Fig. 5

## Ordering Information

Part Number	Figure	A (Female)	B (Female)	C (Female)	D (Ref.)	E (Ref.)	Working Pressure PSIG*
1227-1	1	½" NPT	½" NPT	½" NPT	2¼"	1⅞"	3750
HP1227-1					3"	1½"	4500
1042-20		¾" NPT	¾" NPT	½" NPT	3"	1½"	4500
1042				¾" NPT	3"	1½"	4500
1227-3	2	½" NPT	.843-.847	½" NPT	2¼"	1⅞"	3750
HP1227-3					3"	1½"	4500
4608-5		¾" NPT	1.053-1.057	¾" NPT	3"	1½"	4500
1227-28	3	.843-.847	.843-.847	.843-.847	2¼"	1⅞"	3750
HP1227-28					3"	1½"	6000
2118-2		1.053-1.057	1.053-1.057	1.053-1.057	3"	1½"	4500
1227-9	4	.843-.847	.843-.847	½" NPT	2¼"	1⅞"	3750
HP1227-9					3"	1½"	4500
2223-3		1.053-1.057	1.053-1.057	¾" NPT	3"	1½"	4500
HP1227-5					½" NPT	½" NPT	.843-.847
2222-1	5	¾" NPT	¾" NPT	1.053-1.057	3"	1½"	4500

\*Safety factor = 4:1

# Brass Crosses

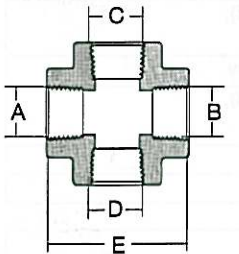


Fig. 1

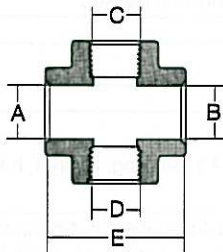


Fig. 2

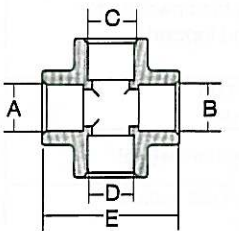


Fig. 3

## Ordering Information

Part Number	Figure	A (Female)	B (Female)	C (Female)	D (Female)	E (Ref.)	Working Pressure PSIG*
1225-1	1	½" NPT	½" NPT	½" NPT	½" NPT	2¼"	3750
HP1225-1						3"	4500
1045						¾" NPT	¾" NPT
1225-3	2	.843-.847	.843-.847	½" NPT	½" NPT	2¼"	3750
HP1225-3						3"	4500
2222-2	1.053-1.057	1.053-1.057	¾" NPT	¾" NPT	3"	4500	
HP1225-4	3	.843-.847	.843-.847	.843-.847	.843-.847	3"	6000
2222-4						1.053-1.057	1.053-1.057

\*Safety factor = 4:1